

# ECE 109 - THE VERY BASICS - INVESTIGATION 1 CONVENTIONAL CURRENT

SUMMER 2007

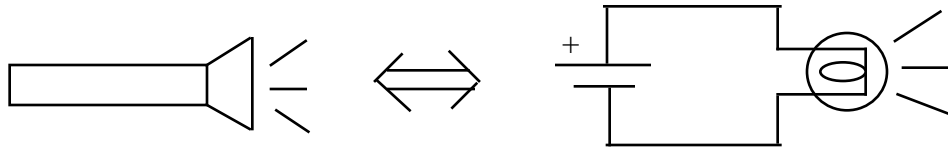
A.P. FELZER

To do "well" on this investigation you must not only get the right answers but must also do neat, complete and concise writeups that make obvious what each problem is, how you're solving the problem and what your answer is. You also need to include drawings of all circuits as well as appropriate graphs and tables.

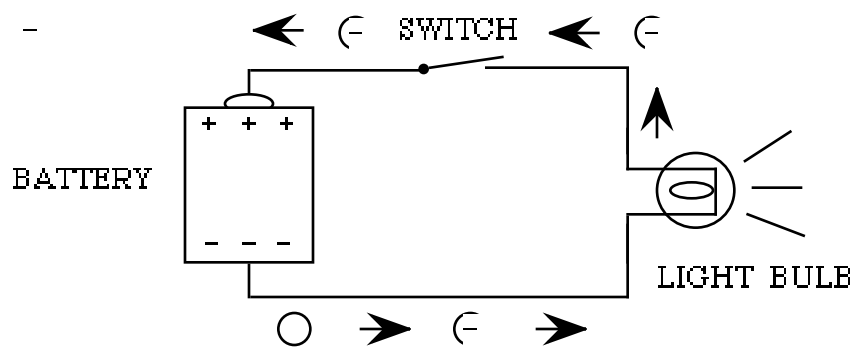
The main objective of this class is to lay the foundation for understanding how circuits work as we develop methods for finding the voltages and currents in linear resistor circuits. The objective of this first Investigation is to define what current is and how it's measured. Be sure to take a look at the **Computer Demos** on Current Reference Directions.

1. The development of electronics as we know it today in computers, televisions, cell phones and so on didn't really get started until 1800 when Volta discovered how to make batteries. Up until then everything that was known about electricity was based on static electricity. But as limited as this knowledge was Benjamin Franklin and his fellow scientists knew enough in the 1700's to surmise that there were two kinds of charge and that at least one of them flowed during the charging and discharging of objects like glass rods. Franklin, in particular, coined the terms positive charge and negative charge to reflect the fact that positively and negatively charged objects discharge each other when brought together just like positive and negative numbers cancel each other when added. But no one in the 1700's of course knew how the charges were actually flowing.

Today, after much research, we know that when we close the switch of a flashlight circuit like the following

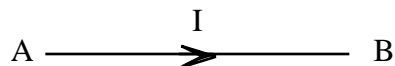


the negatively charged electrons will flow counter-clockwise around the circuit from the battery's negatively charged electrode to its positively charged electrode as follows



- a. Redraw the above diagram showing the flow of electrons through the circuit
- b. Explain why the electrons are flowing counter-clockwise in terms of the attracting and repelling of like and unlike charges
- c. Draw the above diagram again but this time showing how the positive charges would flow if they were the mobile charge carriers instead of the electrons

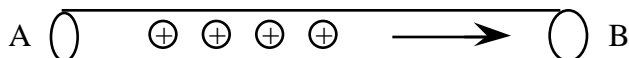
- d. How is the direction of the positive charge in part (c) related to the direction the negatively charged electrons are actually flowing
2. From Problem (1) we know that if the positively charged particles were the ones flowing in our resistor circuits then they would be flowing in the opposite direction of the electrons. We refer to this flow of positive charge as the flow of **equivalent positive charge** (epc). Equivalent positive charge is important because when scientists and engineers built the first meters to measure the flow of charge "they set things up" to measure the flow of equivalent positive charge. We call this **conventional current**. In particular for a conventional current  $I$  with **reference arrow** pointing from  $A$  to  $B$  as follows



- (1) The magnitude of  $I$  tells us the **rate** at which equivalent positive charges are flowing in units of coulombs/sec or **amps** where a coulomb is the amount of charge  $Q$  on  $6.28 \times 10^{18}$  protons
- (2) The **sign of  $I$  together** with the *direction of the reference arrow* tells us the **direction** the equivalent positive charges - and therefore also the negatively charged electrons - are flowing

Given all this, the objective of this problem is to figure out how scientists and engineers make use of **both** the **sign** of a current  $I$  and the **direction** of its reference arrow to specify the **direction** charges are flowing through wires. Here are two examples that illustrate what's going on. Note that each plus sign corresponds to 1A (1 amp) of current.

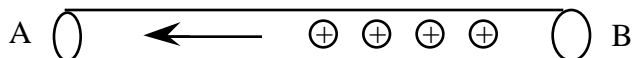
Example 1 – For this flow of equivalent positive charge



the currents  $I_1$  and  $I_2$  are



Example 2 – For this flow of equivalent positive charge

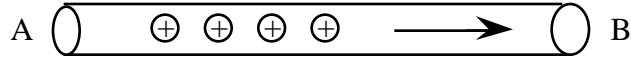


the currents  $I_1$  and  $I_2$  are

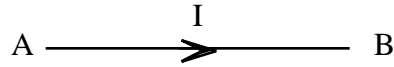


Make use of these two examples to explain in **words** the relationship between the the **sign** of the current, the **direction** of the reference arrow and

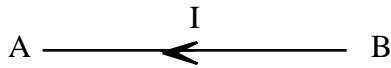
- The **direction** the equivalent positive charges are flowing
  - The **direction** negatively charged electrons are in fact flowing
3. Suppose 4 coul/sec of equivalent positive charge is flowing through a wire as follows



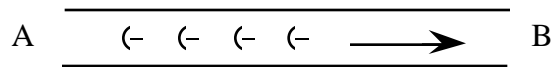
a. What is  $I$  equal to if we choose the reference direction as follows



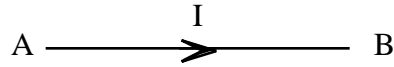
b. What if the reference direction for  $I$  was chosen as



4. Suppose 4 coul/sec of negatively charged electrons is flowing through a wire as follows

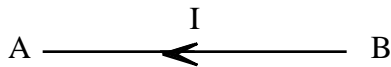


a. What is  $I$  equal to if we choose the reference direction as follows



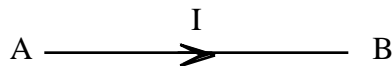
Hint - first draw the flow of equivalent positive charge

b. What if the reference direction for  $I$  was chosen as



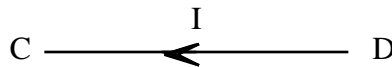
5. How does the direction we draw the reference arrow affect the direction the equivalent positive charges are flowing through a given wire. Justify

6. Draw pictures of the equivalent positive charge in the following wire with arrows showing the direction of flow



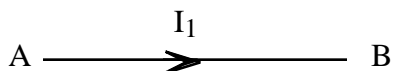
- a. If  $I = 6A$
- b. If  $I = -6A$

7. Draw pictures of the equivalent positive charge in the following wire with arrows showing the direction of flow

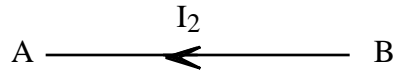


- a. If  $I = 4A$
- b. If  $I = -4A$

8. Suppose an engineer measures the current  $I_1 = 3A$  flowing through the following wire

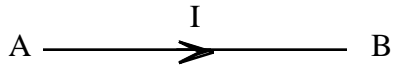


- a. Draw a picture to illustrate the direction the equivalent positive charge is flowing
- b. Now suppose a second engineer measures the current through the same wire but with current reference arrow pointing in the opposite direction as follows




What would the second engineer measure for  $I_2$ . Explain how you got your answer.

- c. Express  $I_1$  as a function of  $I_2$ . Then describe in words how they're related.
  - d. How, in general, does reversing the direction of a reference arrow affect the value of the corresponding current
9. What additional information do you need to be able to determine which way the equivalent positive charge is flowing through the following wire



10. Explain why  $I_1 + I_2 = 0$  in the following wire. This is really important to understand.



11. Math Review: Sketch a graph of  $V = -2 + 4I$